



# November/December 2017

Alpha Child Care Ltd.



## Dates To Remember

### November:

**Sun Nov 5** – Set your clocks one hour behind

**Sat Nov 11** – Remembrance Day

**Wed Nov 15** – Say “Cheese” it’s Picture Day 9am sharp

**Thurs Nov 16** - Operation Christmas Child Boxes Due

**Fri Nov 17** – PA Day for Public and Catholic School Boards – Trip TBA

### December:

**Dec 4 – 15** – Christmas Food Drive (All Donations will go to Salvation Army)

**Thurs Dec 14** – Annual Christmas Concert 5pm – 6pm

**Tues Dec 21**– Christmas Luncheon at 11:30am and 1<sup>st</sup> day of Winter

**Sun Dec 24** – Christmas Eve

**Mon Dec 25** – Christmas Day (Alpha Closed)

**Tues Dec 26** – Boxing Day (Alpha Closed)

**Dec 25 – Jan 5** Christmas Camp (2 weeks)

**Sun Dec 31** – New Year’s Eve

**Mon Jan 1, 2018** – New Year’s Day (Alpha Closed)

## Word From The Office

We hope everyone had a safe night trick or tricking, as I know the children had a great costume party on the Tuesday afternoon.

Thank you to all of our families for the generous donations at the Annual Corn Roast. After speaking to a few parents, we decided to donate the money raised towards Breast Cancer. Together we raised over \$300.00 and as a team “Alpha’s Caring Hearts” raised over \$1500!. Thank you again for your continuous support!

We have been fortunate with beautiful sunny days during the fall season, however, cooler weather will be slowly approaching and we want to ensure that all the children are coming to school daily, with appropriate clothing. This includes a winter hat, gloves (2 pairs), snow boots, snow pants, winter

jacket and a neck warmer to keep the children warm while playing outdoors. To promote physical fitness and as per the Child Care Early Years Act (CCEYA), all children must spend 2 hours of their day outdoors, one hour in the morning and one hour in the afternoon.

Temperatures that are below -10 degrees Celsius, Toddlers will not be going outside, but the Preschoolers may go outside for a short period of time as the Preschoolers can usually move around and keep warm. A Supervisor or

delegate will make the decision as to whether the children will go outside or remain indoors. Should the children stay indoors, gross motor activities will be provided to

promote physical activity. As for the School Age children, in extreme weather conditions (-30 or colder or icy conditions like the ice storm of 2013) the children may be kept at the centre as it may be too dangerous to walk. The centre Supervisor or delegate will contact the owner, Greg or manager, Mary, to make the ultimate decision. If you keep your children warm and cozy, winter is so much more enjoyable! Keep safe and keep warm! Until next time my door is always open!

**Patricia Andrade**

RECE

Supervisor

patriciiaa@alphachildcare.ca



We're on the web;  
[www.alphachildcare.ca](http://www.alphachildcare.ca)

## Junior Toddlers

Hello parents, a big warm welcome to the Jr. Toddler room. Here we are once again in the months of November and December!

We would like to take this time to welcome our new Toddlers to our classroom, Abbigail, Madeline, Luke, and Emma along with their families to the Alpha family. We would also like to take this time to remind our parents that the cold weather is approaching us and to please have all the appropriate clothing for their children. Warm pants, jackets, hats, neck warmers, gloves and proper shoes, we would also like to remind parents that it is very important for the Toddlers to have indoor/outdoor shoes.

We have been very busy in the Toddler room learning the daily classroom routine, our names and learning primary colours, such as blue and yellow. We have provided materials such as a yellow box with items that are yellow and also a blue box with blue items in the cognitive area of the classroom. Through out the next few months we will continue to enhance their development.

We would like to also take this time to inform and give some understanding about biting within the Toddler classroom, as it is a very common behaviour that occurs among Toddlers. The issue of children biting other children is a common and difficult behavior, especially in child care. Often times it occurs without warning or provocation and brings about strong emotional responses in the biter, victim, all parents, and caregivers involved.



Biting is a normal behavior for children in the Toddler stage. As parents, we think of it as a primal act of aggression, but it's very common for a Toddler to bite. Why do Children Bite?

- Teething
- To explore their world
- Frustration
- Lack language skills to express emotions
- Self-defense
- To get attention

December is a month that we all look forward to! We all love the Christmas season and it is the time of the year where we all take the time to spend with our families and enjoy each other's company. Here are some easy arts and crafts ideas to do at home with your Toddlers during the Christmas holiday.

### Pom Pom Painting Christmas Tree:

- Paper cut into the shape of a Christmas tree. We used colored copy paper, but a heavier card stock or light cardboard may have been a better choice.
- Clothespins
- Pom Poms-You can choose to match the color to the paint to add in some color matching practice and help little ones remember where to put their pom pom brushes.
- Paint

### Easy Christmas Wreath:

- Paper plate (cut



out a circle in the middle)

- Green/red/silver/gold paint
- Coloured Pom poms
- String to hang

You can visit [www.pinterest.com](http://www.pinterest.com) for more easy christmas arts and crafts for Toddlers.

We would also like to let our parents know that if you have any concerns or questions please feel free to ask Prabhjot or Nancy and to always remember that our classroom doors are always open.



We would like to end off by wishing our Alpha Families a safe and happy November and December, especially during the Christmas holiday season.

Once again keep smiling, until next time.

*Jr. Toddler classroom and educators Prabhjot and Nancy.*

## Cook's Kitchen

My name is Sally and I recently joined the Alpha family in September and I am thrilled to be a part of this team.

I am a busy mom of three teenagers. I have been working in the restaurant business for over 25 years and I have a real passion for the hospitality world. I am excited to prepare various nutritional meals for the children and know they will love my cooking. So far, this position has given me a sense of belonging and I look forward to see what the future holds for me!

Until next time,  
*Sally St. Germaine*

## How Does Learning Happen

This image may be familiar to you as we have it posted throughout the centre in each of the classroom to remind the educators of these four foundations and the importance of them in our daily program and also as a visual for the parents to see. But

where does this image come from? It comes from The Ministry of Education's document titled *How Does Learning Happen* and this document has a big impact on Alpha's high-quality programming that we deliver to the children and families, particularly the four foundations that make up that circle. It is shown through in the following ways;

**Belonging-** It is important that every child and their family feel a sense of belonging during their time at Alpha. We put great value in ensuring that we do this by maintaining an open line of communication to make sure that the learning environment is inclusive and diverse by always respecting the many different cultures that we are so fortunate to have at Alpha. We encourage our families to share with us their thoughts and ideas on ways that we can improve the program that we provide for their children. Whether that be teaching us a few words on the child's home language, incorporating a wide variety of



different cuisines into our menu or by posting a family picture in the child's classroom to give them the opportunity to see their families when they are not able to physically be there.

**Engagement-** The curriculum that we follow at Alpha is the Emergent curriculum and if you're unfamiliar with the term, it is a curriculum that is planned based on the children's interests and needs. Our educators observe the children in their play and reflect upon their observation to see what they are really interested in. Based on these observations, which you see posted outside of the classroom, we then implement new and exciting activities to scaffold their learning and hopefully sparks new interests so that the children can continue to develop and grow through their interests. We try to adapt our program to suit each individual child in the class. By doing this, it provides opportunity for full engagement in a rich learning environment.

**Expression-** Alpha loves each and every child for their uniqueness and who they are as an individual. We provide many open-ended materials and loose parts so that children are given as much opportunity to express who they are as a person

and teach the educators how they learn and their style of learning. Whether they express themselves through a piece of artwork or through a story they share on someone or one time with their educators. It is so important that a child feels free to express themselves so that they can become confident and have a positive self-image.

**Well-Being-** Our number one priority is the health and safety of the children. We provide a healthy and safe environment for the children by setting out policies and procedures that we follow 100 % of the time. We take the time to disinfect our toys to prevent any communicable illnesses and make our families aware when there are any illnesses in the centre. We provide supervision always and try to set the environment to prevent any accidents from happening to the best of our ability.

Though these were brief descriptions of the four foundations from **How Does Learning Happen**, there is so much more information in this document that is useful not only to educators but also to parents. If you're interested in reading this document you can find the document at <http://www.edu.gov.on.ca/childcare/HowLearningHappens.pdf>

Thanks for taking to time to read,  
**Alicia Emond**  
ECE Director's Approval



## Senior Toddlers

Fall is finally here! The Sr Toddlers have been very busy exploring their new classroom and all the new materials. They have had a particular interest in sensory exploration as they've been very interested and engaged in playing with sand and water in the sensory bin and also playdough. A lot of our mornings have been spent sitting around the table all together manipulating and creating with the playdough and accessories such as cookie cutter and scissors. Seeing as this is such a big interest with the Sr Toddlers right now here's a great recipe so that you can also make playdough at home;



- 2 cups of boiling water
- food colouring of your choice
- Optional: 1 tsp of peppermint extract

### Directions:

1. Add the food coloring to the boiling water
2. Mix all of the ingredients together until you acquire a nice soft texture
3. If you don't have cookie cutters or play dough accessories you can provide kitchen tools such as rolling pins, tongs, spatulas or just utensils.

Now that the cold weather is upon, it's important to remember to dress your child appropriately and also you may want to ensure that you've packed extra long sleeves shirts and pants in their bags or cubbies. I also suggest splash pants for this time of year. They are great for the damp weather that fall brings and also provide an extra layer for the chilly mornings. We will be working extra hard to practice our self-help skills such as putting on our own shoes,

jackets and hats in hopes it'll make cloakroom go much smoother especially since it's soon snow suit season and we don't want to miss any of our precious outdoor time. And again, I stressed the importance of labeling your child's personal belongings, as we encourage independence and ask the children to independently put their things in their own cubbies, they may get placed in the wrong cubby. We do our best to ensure that doesn't happen but by labeling this will be easier to catch.

I am having so much fun with my new class and look forward to what fun things we will learn and explore in the up coming months. Please take a look at my blurb on the Ministry of Education's document How Does Learning Happen which plays a huge part in Alpha's high quality programming.

Until next time,  
*Alicia and the Sr Toddlers*

### Ingredients:

- 2 cups of flour
- 1 cup of salt
- 3 tbs of cream of tartar
- 2 tbs of oil

## School Age

Hello parents, guardians and staff members of the Alpha community, as we are progressing through the start of the new school year, your children in the School Age classroom have begun to freely explore and gain comfort with the routines, materials and peers.

We have routines in both the morning and afternoon component in the School Age classroom in which our children have followed in order to gain skills which will translate to an increase of fine motor activities, gross motor activities, cognitive development, and academic success.

We have a wide age range of children in the School Age

classroom, and it is quite the joy to hear ideas, thoughts and discussions presented during circle and play times.

Like always, Kazeem is open to suggestions and ideas your children would like to see incorporated in our classroom. Please feel free to speak with me at any time to discuss any questions or concerns you may have.

One again, please remember to have your children dress appropriately for the changing fall/winter weather. We do enjoy a half hour of physical activity in the afternoon, as well as our journeys to school in the morning and afternoon.



Until next time,  
*Kazeem Sunmola, RECE.*

## Junior Preschoolers

Welcome to the month of November and December. We hope everyone had a wonderful Thanksgiving, spending time with family and friends, and enjoyed a special Thanksgiving meal.

These past couple months the Junior Preschoolers have worked very hard to achieve one of our biggest goals: toilet training skills! Most of us have mastered this self help skill. Way to go! Our next goal will be dressing/undressing with winter gear independently.

Halloween was a lot of fun showing off our costumes and going around to each classroom for 'Trick or Treat.'

We are also looking forward to December. It is the month of joy, love, happiness and presents! Here are some recipe ideas for Holiday treats that you can make with your kids.

### Melted Snowman Bark

#### Ingredients

- 5 orange Starburst candies
- 6-7 mini Reese's peanut butter cups, halved
- 10 pretzel sticks, broken in half
- 2 Tbsp chocolate chips
- 3 Tbsp M&M candies (I used red and green)
- 1 bag white chocolate chips

#### Instructions

1. Unwrap the Starburst candies and cut each piece into four triangle pieces. Smooth the edges with your fingers. Cut the peanut butter cups in half, and break the pretzel sticks.
2. Melt the white chocolate chips in



a glass bowl in the microwave at half power. Stir every 30-45 seconds till smooth.

3. Spread the melted chocolate into a rectangle on a piece of parchment paper or waxed paper. Quickly add the other ingredients to the top of the chocolate. You have to work fast before the chocolate becomes hard. Let sit till chocolate hardens, then cut or break into pieces

### Krispie Treat Christmas Trees

#### Ingredients

- 6 cup Rice Krispies Cereal
- 3 tbsp Butter
- 10.5 oz Marshmallows
- Green Food Coloring
- 12 Miniature Reese's Cups
- 1/3 cup M&M Minis
- 12 Candy Stars
- 3 cup Powdered Sugar
- 3 tbsp Milk
- 3 tbsp Corn Syrup

#### Instructions

1. To help in forming the cone shape, I took the foam that comes in a waffle cone pack to protect the cones and cut it to make a form to help shape the trees.
2. Line a cookie sheet with parchment paper.
3. In a medium to large saucepan, melt the butter over low heat.
4. Add the marshmallows and stir until completely melted.
5. Add enough food coloring to make mixture dark green (it will lighten when cereal is added).
6. Remove from heat.
7. Add the Rice Krispies cereal and stir until cereal is well coated.
8. Allow to set about 4 minutes.
9. Butter a your hands and form mixture into cone shapes.
10. Place cones onto prepared pan.

11. Allow to cool and firm up for several hours.
12. Mix powdered sugar, milk and corn syrup in a bowl until smooth.
13. Transfer to piping bag or zippered bag to pipe onto cookies.
14. Pipe like a garland around each tree.
15. Space M&M minis like ornaments onto the garland.
16. Pipe a dab of icing on top of tree to act as glue and attach star.
17. Place a Reese's upside down on pan. Pipe icing on it and place tree on top.
18. Allow to set before serving.

### Milano Reindeer Cookies

#### Ingredients

- 15 pretzels
- 1/4 c. marshmallow fluff
- 15 Milano cookies
- 1 tsp. powdered sugar
- 1 can store-bought vanilla frosting
- 30 brown mini M&Ms
- 15 red M&Ms (full size)

#### Instructions

1. Cut pretzels in half down the center. Dip edges of each pretzel half in Marshmallow Fluff, then press onto the top of each Milano cookie. Dab a little powdered sugar on top of the Fluff, so it doesn't stick.
2. Flip the Milano cookies over, placing them on a parchment-lined baking sheet or tray.
3. Place frosting in a piping bag with a No. 3-sized round piping tip—or use a resealable plastic bag with a corner snipped off—to draw three circles on each cookie: two for the eyes, and one at the bottom for the nose. Press a mini M&M into the center of each melted white chocolate circle, forming the reindeer's eyes.

(Continued on page 6)

## Senior Preschoolers

Hello again Preschooler parents, we have been very busy getting to know each other and learning all of our classroom rules and routines since the start of our new calendar year.

We'd like to thank all of the families who have helped their Preschooler choose a Show N Share to bring each week as we work our way through the Alphabet. This is a fabulous opportunity for your child to learn to be patient as well as heard in a group setting. The children really enjoy this chance to speak to their peers and present an item from home. A reminder to families this item does not need to be a toy, simply an item that's name begins with the letter of the week.

As the weeks past by the weather has begun to change. With the

weather so unpredictable through out the day please send your Preschooler dressed appropriately with additional layers of clothing available in his or her cubby for changes as necessary (this includes proper foot wear). Please ensure **all clothing items** have been **labelled with your child's names** as we are not responsible for lost or stolen items.

LET'S GET OUT! Our Preschoolers require a minimum of 1 hour of fresh air each day to help develop strength and endurance during gross motor activities. You can encourage this type of activity as a family by going for a nature walk, racing to the park, or even parking



further away from your destination. Small steps such as asking your child to walk instead of being carried when running errands will help to build your child's strength and endurance.

And remember, "*If you're not having fun, you're doing something wrong.*"  
GROUCHO MARX

Until next time,  
*Jennifer, Chrissy, Ana and the Senior Preschoolers*

## Junior Preschoolers cont'd

(Continued from page 5)

4. Top the final blob of icing on each cookie with a red M&M, "M" side down.

### Rudolph Peanut Butter Cookie

#### Recipe

#### Ingredients

- 1/2 cup Peanut Butter
- 1/2 cup Butter
- 1/2 cup Sugar
- 1/2 cup Brown Sugar
- 1 tsp Vanilla
- 1 Egg
- 1 1/3 cup Flour
- 1 tsp Baking Soda
- 1/2 tsp Salt
- 48 Red M&M's
- 96 Mini Chocolate Chips
- Mini Twist Pretzels

#### Instructions



1. Break pretzels into pieces to use as antlers.
2. Preheat oven to 350.
3. Cream together peanut butter, butter, sugar and brown sugar until smooth.
4. Add egg and vanilla and beat until smooth.
5. Whisk together flour, baking soda and salt in a separate bowl.
6. Slowly add dry ingredients to the creamed mixture, beating until incorporated.
7. Roll into 1/2-3/4" balls and place on cookie sheet several inches apart.
8. Sprinkle with sugar and gently make an indentation slightly off the center of each cookie.
9. Bake 12-14 minutes.
10. Place an M&M in the indentation of each cookie.
11. Insert 2 mini chocolate chips (pointy side down) above the M&M to be the eyes.
12. Insert 2 pretzel pieces to be the antlers.
13. If the antlers won't stick, place some chocolate chips in a sandwich bag and microwave 30 seconds and knead until soft. Clip the very tip of the corner and pipe onto cookie to act as glue.

For more information and ideas, you can visit [Pinterest.com](https://www.pinterest.com). Have safe and healthy holiday season and a Happy New Year!

*Kulvinder and the Junior Preschoolers.*



## Special Events

It is that time of year again where day light savings time ends, meaning we will have brighter mornings but less brightness in the evenings. So don't forget to turn your clocks back one hour on **Sunday, November 5, 2017.**

### We Remember



Remembrance Day marks the anniversary of the official end of the World War I hostilities on **November 11, 1918**

at 11am (the eleventh hour of the eleventh day of the eleventh month). World War I was a massive conflict that was played out over the whole globe, but particularly in Europe, where troops from Canada supported the Allied forces. World War I resulted in the loss of huge numbers of lives amongst both civilians and military personnel. Many more people were badly injured. The war left great emotional scars in the servicemen, who had experienced it, and in the communities, whose sons, brothers, fathers, uncles and even grandfathers had died. Remembrance Day commemorates those who died in armed conflicts, particularly in and since World War I. So wear your poppy proud and honour those who have died for us.

### Wednesday

**November 15,** Picture This Image will be returning to capture a photo (s) of your child (ren). The photo session will commence at 9am sharp in the large hall. Please have your child dressed and ready to help make a smooth transition for the children and educators. For best results, bright colour outfits are recommended when taking photos.



**Thursday November 16,**  
Operation Christmas Child Boxes

are due. Letters have been distributed regarding the Operation Christmas Child boxes and we would like to continue this process again this year. Last year, between both locations we put together 42 boxes and our goal this year is to send 70 boxes to a 3<sup>rd</sup> World Country.

Shoebboxes will be displayed on top of cubbies, so please take a few boxes and pass some to your family members or colleagues at work to help put smiles on children's faces! Together we can make a difference!

**Friday November 17** is a PA Day for Public and Catholic School Boards. Please inform Patricia if your child will not be attending, two weeks prior to the date or Alpha will automatically assume your child(ren) will be attending. Trips need to be booked in advance and this will help ensure proper coverage for the trip and bus costs. Keep in touch with Kazeem, your child's educator, as to where the field trip will take place.

On **Thursday December 14** the children will be performing for our Annual Christmas Concert from 5pm to 6pm. The admission cost for this event is a non-perishable food item. All donations will be delivered to Salvation Army and run from December 4<sup>th</sup> – 15<sup>th</sup>, or if you know of a family/friend who is in need of food or clothing please visit me in the office to support the family in need. Our concert will start at 5pm sharp starting with our Jr. Toddlers, then Sr. Toddlers, Jr. Preschools, followed by the Sr. Preschoolers and yes the School Agers will be performing at the end to wrap up the show. Santa will be stopping by to visit all the children after the performance. He will be handing the children a book and a special gift from Alpha. Special treats will also be provided after the concert is complete. During the concert we will be having a 50/50



draw and Raffle tickets will be sold separately. Please see Alicia if you have any questions or if you have any items to raffle! All donations will be used towards outdoor activities for the children to enjoy during the winter days!

**Thursday December 21** will be our Annual Christmas luncheon where all the children and educators have lunch together and eat Sally's scrumptious lunch! This lunch consists of ham/chicken, mashed potatoes, veggies, vegetarian pasta, and ice cream. It's going to be a delicious event!

**December 25<sup>th</sup>, 2017 – January 5<sup>th</sup>, 2018**, the school boards will be closed and Alpha will continue to provide Christmas Camp during this break. A two week calendar will be provided to all of our School Age children with fun filled days over the holidays to keep your children active and busy! Please look out for this calendar as it will be available towards the end of November/beginning of December.

### HOURS OF OPERATION DURING THE CHRISTMAS HOLIDAYS ARE:

**Mon Dec 25<sup>th</sup>** – Christmas Day (Alpha Closed)  
**Tues Dec 26<sup>th</sup>** – Boxing Day (Alpha closed)  
**Wed Dec 27<sup>th</sup>** – Regular hours of operation (6:45am – 6:00pm)  
**Thurs Dec 28<sup>th</sup>** – Regular hours of operation (6:45am – 6:00pm)  
**Fri Dec 29<sup>th</sup>** - Regular hours of operation (6:45am – 6:00pm)  
**Mon Jan 1<sup>st</sup>** – Alpha Closed New Year's Day

Alpha will return to its regular busy hours **Tuesday, January 2, 2018**

If you have any further questions my door is always open...see you all in the New Year!

Alpha Child Care Ltd.

3 Cathedral Rd.  
Brampton, ON  
L6W 2P1

Phone: 905-456-1811  
Email: [patriciaa@alphachildcare.ca](mailto:patriciaa@alphachildcare.ca)

## A Moment With The Manager

### TEMPORARY MANAGEMENT CHANGE

Unfortunately I will be taking a short medical leave of absence. I will be on

leave anywhere from six to twelve weeks possible longer but I am hoping to have a speedy recovery and not have to be away any longer than that. In my absence Patricia Andrade the supervisor of the Cathedral Rd location will be transferring to the Peter Robertson location to support and help Lynda operate the Springdale location as due to its size it requires two strong supervisors to operate. Jennifer Nikolauo will become the acting supervisor of the Cathedral Rd location and will be operating this centre under the guidance of Patricia. I know both of these Supervisors will do their very best to make this a smooth transition. Patricia will still be visiting the Cathedral location periodically to ensure that all is running smoothly and to support Jennifer in any way that she can.

I will still be in contact with both locations through phone, text and email as I will be performing some of my duties from home. If you have any questions or concerns you can still reach me through email [marys@alphachildcare.ca](mailto:marys@alphachildcare.ca). I will respond as quickly as I can. This change will take effect as of December 18, 2017. I hope to have a speedy recovery and return to my position as soon as I can. If you have any questions or concerns in regards to this please feel free to contact me at any time.

What do you do at Christmas that your children will remember when they are 30? If you do not do anything, perhaps reading the following list will inspire you to begin your own family Christmas tradition.

1. Read a favourite Christmas Story on Christmas Eve. Some great selections are "Twas the Night Before Christmas", "The Polar Express", "Rudolph the Red Nose Reindeer"
2. Spend a Sunday afternoon making Christmas decorations for the tree or have your child give them as gifts to teachers, grandparents and friends.
3. Seek out a Christmas Tree farm and cut down your own Christmas Tree. Go for a horse drawn sleigh ride and enjoy some hot chocolate afterwards
4. On Christmas Eve drive around the neighbourhood looking at all the lights and decorations
5. String cranberries and popcorn for the tree.

Temporary  
Management  
Change

6. Make a room in the house a Santa Room. Put up a tree that has all the home made decorations on it that were made earlier in the month.
7. Christmas Eve have a cookie decorating contest and leave them for Santa,
8. Take your child to the local shopping mall to see all the decorations (Choose a day early in the week to avoid the crowds)
9. Bring pillows, blankets or sleeping bags into the living room and watch a favourite Christmas movie. Have a sleep over under the Christmas Tree.
10. Invite a group of your child's friends and their parents and go Caroling around the neighbourhood or to a local Long Term Care facility.
11. Have your child purchase a toy that they have asked Santa for and have them donate it to a local charity, explaining that they will be helping some less fortunate child have a nice Christmas too.
12. Buy some white sparkles from the dollar store and on Christmas Eve give the sparkles to your child telling them that it is magic reindeer dust and have them sprinkle it on the lawn to attract Santa's reindeers to stop at their house.
13. Together with your child make a favourite family meal to be eaten on Christmas Eve.
14. Take a picture of your child when they first wake up Christmas morning before they open their presents
15. Donate a new unused construction worker sock and leave this at the end of your child's bed for Santa to fill
16. Play in the snow
17. Build a Gingerbread House
18. Go Ice skating
19. Sing Christmas Carols
20. Watch a Christmas Movie
21. Write a letter to Santa
22. Go Sledding
23. Wear matching P.J's
24. Do a Random act of Kindness
25. Cuddle by the fire and drink hot chocolate

No matter what tradition you start with your child the ones that involve spending time with them will be the ones they remember the best. For more great Christmas traditions, crafts and ideas check out this website [www.pinterest.com](http://www.pinterest.com). Have fun.

Have a great holiday season. Until next time, my door is always open.

Mary Soudy RECE, B.A.  
905-458-4884 or  
[marys@alphachildcare.ca](mailto:marys@alphachildcare.ca)













LIKE US ON  
FACEBOOK





# November 2017



















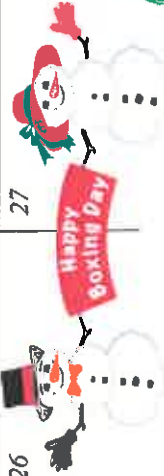
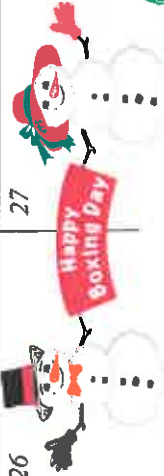





Sun	Mon	Tue	Wed	Thu	Fri	Sat
5 Menu #2	6 Menu #3 Fees Are Due	7 	8 	9 	10 	11 A Day of Remembrance 
12	13	14	15 Picture Day 9am 	16 BOXES ARE DUE 	17	18 Happy B'Day Jennifer
19	20 Menu #4	21 	22 	23 	24	25 Happy B'Day Alicia 
26 	27 Menu #1 Fees Are Due	28	29	30 PAC Meeting 6:30-7:30		



# December 2017



Sun	Mon	Tue	Wed	Thu	Fri	Sat
3 	4 	5 Happy B'Day Princess	6 	7 	8 	9 
10	11 Fees Are Due Menu #3	12 	13 	14 <b>CHRISTMAS CONCERT</b> 	15 	16 
17	18 Menu #4	19 	20 	21 	22 First Day of Winter <b>ALPHA'S ANNUAL CHRISTMAS LUNCHEON</b> 	23 
24 Twas the Night before Christmas ... 	25 Fees Are Due Menu #1 	26 	27 	28 	29 	30 <b>Christmas Camp</b>
31 	1 ALPHA CLOSED Fees Are Due Menu #3	25TH & 26TH <b>ALPHA CLOSED</b>		<b>Christmas Camp</b>		